


Chains

on NE. face bears South 212 lks. dist.  
 55.70 Ridge, 500 ft. above hollow, bears N. and S., desc.  
 78.22 Fall 95 lks. N. of the cor. of secs. 26 and 35, heretofore described.  
 Set an iron post 3 ft. long, 2 ins. in dia., 24 ins. in the ground for the closing corner of secs. 27 and 34, with brass cap mkd:



1914

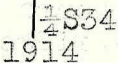
and raise a mound of stone 2 ft. base, 1½ ft. high, W. of cor.  
 Land mountainous.  
 Soil, rocky clay loam, 4th rate; subsoil the same.  
 No timber.  
 Undergrowth, dense sagebrush, good grass for grazing.  
 Drainage N.

Aug. 24:

At the cor. of secs. 27 and 34, at 12 h 2 m, p.m., l.m.t., I set off 11°13' N. on the decl. arc; and observe the sun on the meridian; the resulting lat. is 40°45'. Thence South on a survey between secs. 33 and 34. Over mountainous land.

Desc. thru dense sagebrush.  
 .70 The closing corner of secs. 28 and 33.  
 10.70 Hollow, 15 ft. below sec. cor., course W., asc.  
 19.00 Ridge, 75 ft. above hollow, bears NE. and SW., desc.  
 28.70 Hollow, 60 ft. below ridge, bears NE., asc.  
 40.00 Ridge, 50 ft. above hollow, bears NE. and SW.

Set an iron post 3 ft. long, 1 in. in dia., 26 ins. in the ground for the ¼ sec. cor. of sec. 34, only, with brass cap mkd:



1914

dig pits 18x18x12 ins. N. and S. of cor. 3 ft. dist., and raise a mound of earth 3½ ft. base, 1½ ft. high, E. of cor.

41.28 Set an iron post 3 ft. long, 1 in. in dia., 26 ins. in the ground for the ¼ sec. cor. for sec. 33, only, with brass cap mkd:

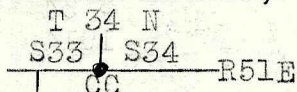


1914

dig pits 18x18x12 ins. N. and S. of cor. 3 ft. dist., and raise a mound of earth 3½ ft. base, 1½ ft. high, W. of cor.

53.60 Hollow, 30 ft. below ¼ sec. cor., course E., asc.  
 65.60 Ridge, 40 ft. above hollow, bears NE. and SW., desc.  
 73.50 Hollow, 80 ft. below ridge, course N.20°E., asc.  
 81.86 Intersect the S. Bdy. of the Tp. at a point 105 lks. E. of the cor. of secs. 3 and 4, heretofore described.

At point of intersection, set an iron post 3 ft. long, 2 ins. in dia., 24 ins. in the ground for the Closing Corner of secs. 33 and 34, with brass cap mkd:



T33N

1914

dig pits 24x18x12 ins. crosswise on each line E. and W. of cor. 3 ft. and N. of cor. 7 ft. dist., and raise a