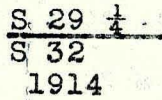


Chains
40.00

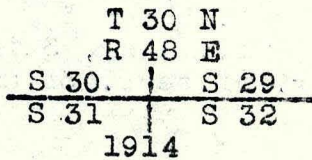
Set an iron post, 3 ft. long, 1 in. diam., 24 ins. in the ground for $\frac{1}{4}$ sec. cor., with brass cap mkd.,



dig pits, 18x18x12ins, E. and W. of post, 3 ft. dist., and raise a mound of earth $3\frac{1}{2}$ ft. base, $1\frac{1}{2}$ ft. high N. of cor.

80.00

Set an iron post, 3 ft. long, 2 ins. diam., 24 ins. in the ground for cor. of secs. 29, 30, 31 and 32, with brass cap mkd.,

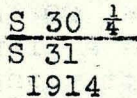


and raise amount of stone, 2 ft. base, $1\frac{1}{2}$ ft. high W. of corner.

Land; level with a slope to the E. Soil; good quality, medium texture loam, several feet in depth; derived from the wash from the surrounding volcanic mountains, 1st rate. Good growth short sagebrush and shadscale, little grass, no timber.

40.00

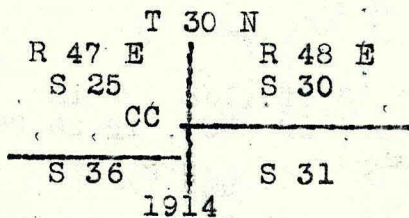
W. bet. secs. 30 and 31 on a sectional correction line. Over land with a gentle slope to the E. Set an iron post, 3 ft. long, 1 in. diam., 24 ins. in the ground for $\frac{1}{4}$ sec. cor., with brass cap mkd.,



and raise a mound of stone, 2 ft. base, $1\frac{1}{2}$ ft. high N. of corner.

61.76

Intersect the W. bdy. of the tp. at N. 10.31 chs. from the cor. of secs. 25 and 36. Set an iron post, 3 ft. long, 2 ins. diam., 24 ins. in the ground for closing corner of secs. 30 and 31 with brass cap mkd.,



and raise a mound of stone, 2 ft. base, $1\frac{1}{2}$ ft. high E. of corner.

Land, uniform, gentle slope to the E. Soil; rather poor quality, medium texture loam; from a few ins. to a foot in depth; derived from wash from the volcanic mountains to the W. Considerable gravel and much loose volcanic rock, 3rd. rate. Good growth short sagebrush and shadscale, little grass, no timber.

From the cor. of secs. 29, 30, 31 and 32.
I run