
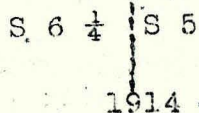


Chains	Descend W. slope.
80.50	Ravine, course N. W. 640 ft. below ridge.
91.50	Low mountain spur, slopes N. W. 80 ft. above ravine.
99.60	Small ravine, course N. W. 145 ft. below spur.
111.50	Low mountain spur, slopes N. W. 90 ft. above ravine.
119.00	Draw, course N. W. 40 ft. below spur.
125.00	Ridge, bears N.W. and S. E. 55 ft. above draw. Descend S. W. slope 195 ft. to
138.91	Intersect the W. bdy. of the tp. at S. $0^{\circ}18'W$ . 4.72 chs. from the cor. of secs. 1 and 12. Set an iron post, 3 ft. long, 2 ins. diam., 24 ins. in the ground for closing corner of secs. 6 and 7, with brass cap mkd.,

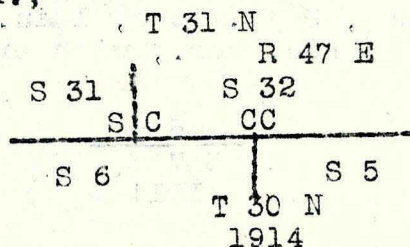


and raise a mound of stone, 2 ft. base,  $1\frac{1}{2}$  ft. high E. of corner.  
Land; rolling and rough, high volcanic mountains. E. 54.00 chs. has a general slope to the east. W. 84.91 chs. has a general W. and N. W. slope. Soil; poor, very rocky, dry and shallow, 4th. rate. Fair growth sagebrush, not much grass, no timber.

	N. $0^{\circ}4'W$ . bet. secs. 5 and 6.
	Over rolling, rocky, volcanic mountains.
3.15	Low mountain spur, slopes N. E. 10 ft. above sec. cor.
8.15	Ravine, course N. E.
22.50	Low mountain spur, slopes N. E. 70 ft. above ravine.
30.20	Ravine, course E. 70 ft. below spur.
39.40	Low mountain spur, slopes E. 105 ft. above ravine.
40.00	Set an iron post, 3 ft. long, 1 in. diam., 24 ins. in the ground for $\frac{1}{4}$ sec. cor., with brass cap mkd.,



	and raise a mound of stone, 2 ft. base, $1\frac{1}{2}$ ft. high W. of corner.
55.50	Ravine, course S. E. 50 ft. below spur.
63.80	Ridge bears S. E. and N. W. 120 ft. above ravine.
67.90	Ravine, course S. E. 75 ft. below ridge.
78.70	Ascend over rim rock, bears N. W. and S. E. 230 ft. above ravine.
	Ascend gradual S. W. slope 15 ft. to
83.03	Intersect the 6th. Standard Parallel North at S. $89^{\circ}47'$ E. 28.13 chs. from the standard cor. of secs. 31 and 32 Set an iron post, 3 ft. long, 2 ins. diam., 24 ins. in the ground for closing cor. of secs. 5 and 6, with brass cap mkd.,



and raise a mound of stone, 2 ft. base,  $1\frac{1}{2}$  ft. high S. of corner.